






Invasive Watch Survey Area 6B

 15 Foot Water Depth Contour
 Survey Area Boundary
 Land Parcel

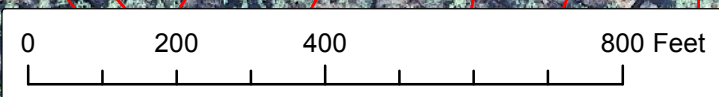



Native Plants Commonly Found in this Area

 Yellow Lily (Spatterdock)	 Watershield	 Pipewort
 Floating Heart	 Elodea	 SpikeRush
 Pondweed (<i>P. epiphydrus</i>)	 Bladderwort	 Water Naiad
 Bur-reed	 Arrowhead	



LSPA
63 Main Street, P.O. Box 68
Sunapee, NH 03782




Lake Sunapee
INVASIVE WATCH
PLANT & ANIMAL