




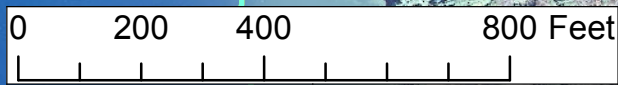


Invasive Watch Survey Area 18B

- 15 Foot Water Depth Contour
- Survey Area Boundary
- Land Parcel

Native Plants & Animals Commonly Found in this Area

 <i>Elodea</i>	 Pipewort
 Watershield	 Water Lobelia
 Floating Heart	 Water Celery
 Mussel	




LSPA
63 Main Street, P.O. Box 682
Sunapee, NH 03782



**INVASIVE
WATCH**
PLANT &
ANIMAL